



# BURWOOD NT-220



## DESCRIPTION

The NT-220 chair has features increased weight capacities, heavy duty supports and a wider seat providing weight distribution that aims to assist with the reduction of pressure sores. The NT-220 provides confidence when performing everyday tasks, as well as maintaining more independence, in and around the house or office environment.



REGISTER YOUR  
WARRANTY ON WEBSITE  
[www.ntrchairs.com.au](http://www.ntrchairs.com.au)

For sales  
08 82681122 / 04 17567116

Get in touch  
Paul Besanko - 0409 695 340


[sales@k2office.com.au](mailto:sales@k2office.com.au)  
[sales@ntrchairs.com.au](mailto:sales@ntrchairs.com.au)


# NT-220 SERIES


MULTIFUNCTION MESH/FABRIC MID-BACK CHAIR





## Key features


- Backrest Height Adjustment** ..... 


5 Locking Positions for Proper Posture
- Foam Lumbar Support** ..... 


Suitably Provides Spinal Support
- Multi-Adjustable Armrests** ..... 


3 Directional Adjustment
- Armrest Width Adjustment** ..... 


Moveable Armrest For Individualized Sitting
- Seat Tilt Tension Adjustment** ..... 

Bidirectional Adjustment for Proper Tilt Tension
- Seat Cushion-Tilt Lock** ..... 

Freely Locked at Any Angle within Travel Range
- Seat Height Adjustment** ..... 

Molded Foam Cushion High-Elastic Fabric for Breathability & Comfort
- Back Cushion-Tilt Lock** ..... 

Freely Locked at Any Angle within Travel Range
- Seat Cushion-Forward Tilt** ..... 

Forward Tilt at 5.7"
- Seat Depth Adjustment** ..... 

6 Locking Positions for Individualized Choice

## Multi-User 24/7 - Mesh



NT-220-ARMS

## Multi-User 24/7 - UPHG9



NT-220-UPHG9-ARMS

### GET IN TOUCH

- Paul Besanko - General Manager
- Paulb@k2office.com.au
- 0409 695 340

### FOR SALES

- sales@ntrchairs.com.au | sales@k2office.com.au
- 08 82681122 / 04 17567116
- www.ntrchairs.com.au